


**AUDITED STATEMENT OF ACCOUNTS  
OF  
MGNREGS FUND  
OF  
JALPAIGURI DISTRICT  
FOR THE YEAR: - 2016-17**



**Audited by:**

**M. Niloy & Co.**

Chartered Accountants

Anita Kar, (Partner)

C/O, Subhendu Mondol Maheswawa Near Sarisha,

Dist. South 24 Parganas, Ramnagar – 743368

Phone: - 2350-2691/2354-6160

Email: - mniloy1995@gmail.com

Mobile: - 9830027680, 9433804298

**ANNEXURE C1**

**INDEPENDENT AUDITOR'S REPORT**  
**OF**  
**MAHATMA GANDHI NATIONAL RURAL EMPLOYMENT GUARANTEE FUND**

**REPORT ON THE CONSOLIDATED FINANCIAL STATEMENTS**

We have audited the accompanying consolidated financial statements of Mahatma Gandhi National Rural Employment Guarantee Fund of JALPAIGURI DISTRICT which includes 7 Number of Blocks and 80 number of Gram Panchayat 7 number of Panchayat Samity and 2 number of Line Agency. This Financial Statement comprises the Balance Sheet as at 31st March, 2017, the Income & Expenditure Account and the Receipts & Payments Account for the year then ended, and a summary of the significant accounting policies.

**MANAGEMENT'S RESPONSIBILITY FOR THE CONSOLIDATED FINANCIAL STATEMENTS**

The management of the Fund is responsible for the matters with respect to the preparation of these consolidated financial statements that give a true and fair view of the financial position, financial performance of the Fund in accordance with the accounting principles generally accepted in India, including the Accounting Standards. This responsibility also includes maintenance of adequate accounting records in accordance with the provisions of the Act for safeguarding of the assets of the Fund and for preventing and detecting frauds and other irregularities; selection and application of appropriate accounting policies; making judgments and estimates that are reasonable and prudent; and design, implementation and maintenance of adequate internal financial controls, that were operating effectively for ensuring the accuracy and completeness of the accounting records, relevant to the preparation and presentation of the financial statements that give a true and fair view and are free from material misstatement, whether due to fraud or error.

**AUDITOR'S RESPONSIBILITY**

Our responsibility is to express an opinion on these consolidated financial statements based on our audit. We have taken into account the provisions of the Act, the accounting and auditing standards and matters which are required to be included in the audit report under the provisions of the Act and the Rules made thereunder.

We conducted our audit in accordance with the Standards on Auditing. Those Standards require that we comply with ethical requirements and plan and perform the audit to obtain reasonable assurance about whether the financial statements are free from material misstatement.

An audit involves performing procedures to obtain audit evidence about the amounts and the disclosures in the financial statements. The procedures selected depend on the auditor's judgment, including the assessment of the risks of material misstatement of the financial statements, whether due to fraud or error. In making those risk assessments, the auditor considers internal financial control relevant to the Fund's preparation of the financial statements that give a true and fair view in order to design audit procedures that are





appropriate in the circumstances. An audit also includes evaluating the appropriateness of the accounting policies used and the reasonableness of the accounting estimates made by the management of the Fund, as well as evaluating the overall presentation of the financial statements. We believe that the audit evidence we have obtained is sufficient and appropriate to provide a basis for our audit opinion on the consolidated financial statements.

### OPINION

In our opinion and to the best of our information and according to the explanations given to us, the abovementioned consolidated financial statements give the information required by the Act in the manner so required and give a true and fair view in conformity with the accounting principles generally accepted in India, of the state of affairs of the Fund as at 31st March, 2017.

### EMPHASIS OF MATTERS

We like to mention that there is no such matter for which special attention of the management is required to be drawn and no Management Letter has been issued and Annexed to the financial statements. Our opinion is **not modified** since there is no such matter.

### REPORT ON OTHER LEGAL AND REGULATORY REQUIREMENTS

We report that:

- (a) We have sought and obtained all the information and explanations which to the best of our knowledge and belief were necessary for the purposes of our audit.
- (b) In our opinion, proper books of account and other registers as required by the management have been kept by the GP/Block/District so far as it appears from our examination of those records.
- (c) To the best of information made available and according to the records given to us, it is certified, the Balance Sheet, the Statement of Income & Expenditure Account and the Receipts & Payments Account dealt with by this Report are in agreement with the books of account.
- (d) It is certified that the GP/Block/Other Implementing agency/District has utilised the MGNREGA funds only for permissible purposes.
- (e) The Fund has disclosed the impact of pending litigations (if any) on its financial position in its financial statements.
- (f) All of the statutory obligations has been made as per the law in force.

For, M. Niloy & Co.  
(Chartered Accountants)

Place: Kolkata  
Date: 23-09-2017

Anita Kar

(ANITA KAR)  
PARTNER

#M.NO :-054855





ANNEXURE TO THE AUDIT REPORT

- A. Matters which are affecting the opinion of true and fair view of the auditor (qualification statement). : **NO SUCH MATTERS**
- B. Comment on the quality of accounts and financial statements. : **NIL**
- C. Comment on gaps / deficiencies / weak areas in systems & controls and recommendations for improving the same : **NOTHING TO BE MENTIONED SPECIALLY**
- D. Comment on the wage- material ratio on works taken up by the GP/ other implementing agencies : **Approximately 4:1**
- E. Specific block wise / GP wise comment on other matters which may have a significant impact on implementation of MGNREGA. : **NO SIGNIFICANT POINTS TO BE MENTIONED**
- F. The internal control procedures are adequate/ not adequate.(in case these are found to be not adequate, suggestions for improving these may be given). **SATISFACTORY**
- G. Comment on actual receipt of fund by the project beneficiaries, on test check basis with percentage of test checked items **SATISFACTORY (Approximately above 99% ACTUAL RECEIPTS as per our test check items)**



23 SEP 2017

**ANNEXURE C2**

**INDEPENDENT AUDITOR'S REPORT**  
**OF**  
**MAHATMA GANDHI NATIONAL RURAL EMPLOYMENT GUARANTEE FUND**  
**REPORT ON THE STANDALONE FINANCIAL STATEMENTS**

We have audited the accompanying Standalone Financial Statements of Mahatma Gandhi National Rural Employment Guarantee Fund of **JALPAIGUDI DISTRICT**, which comprise the Balance Sheet as at 31st March, 2017, the Income & Expenditure Account and the Receipts & Payments Account for the year then ended, and a summary of the significant accounting policies.

**MANAGEMENT'S RESPONSIBILITY FOR THE STANDALONE FINANCIAL STATEMENTS**

The management of the Fund is responsible for the matters with respect to the preparation of these consolidated financial statements that give a true and fair view of the financial position, financial performance of the Fund in accordance with the accounting principles generally accepted in India, including the Accounting Standards. This responsibility also includes maintenance of adequate accounting records in accordance with the provisions of the Act for safeguarding of the assets of the Fund and for preventing and detecting frauds and other irregularities; selection and application of appropriate accounting policies; making judgments and estimates that are reasonable and prudent; and design, implementation and maintenance of adequate internal financial controls, that were operating effectively for ensuring the accuracy and completeness of the accounting records, relevant to the preparation and presentation of the financial statements that give a true and fair view and are free from material misstatement, whether due to fraud or error.

**AUDITOR'S RESPONSIBILITY**

Our responsibility is to express an opinion on these consolidated financial statements based on our audit. We have taken into account the provisions of the Act, the accounting and auditing standards and matters which are required to be included in the audit report under the provisions of the Act and the Rules made thereunder.

We conducted our audit in accordance with Auditing and Assurance Standards issued by the Institute of Chartered Accountants of India. Those Standards require that we plan and perform the audit to obtain reasonable assurance about whether the financial statements are free of material misstatement. An audit includes examining, on a test basis, evidence supporting the amounts and disclosures in the financial statements. An audit also includes assessing the accounting principles used and significant estimates made by management, as well as evaluating the overall financial statement presentation. We believe that our audit provides a reasonable basis for our opinion.





**Opinion Paragraph**

In our opinion and to the best of our information and according to the explanations given to us, the abovementioned consolidated financial statements give the information required by the Act in the manner so required and give a true and fair view in conformity with the accounting principles generally accepted in India, of the state of affairs of the Fund of JALPAIGUDI DISTRICT as at 31st March, 2017.

**EMPHASIS OF MATTERS**

We like to mention that there is no such matter for which special attention of the management is required to be drawn and no Management Letter has been issued and Annexed to the financial statements. Our opinion is **not modified** since there is no such matter.

**REPORT ON OTHER LEGAL AND REGULATORY REQUIREMENTS**

We report that:

- (g) We have sought and obtained all the information and explanations which to the best of our knowledge and belief were necessary for the purposes of our audit.
- (h) In our opinion, proper books of account and other registers as required by Management have been kept by the MGNREGA Fund so far as it arrears from our examination of those records.
- (i) To the best of information made available and according to the records given to us, it is certified, the Balance Sheet, the Statement of Income & Expenditure Account and the Receipts & Payments Account dealt with by this Report are in agreement with the books of account.
- (j) It is certified that the District has utilised the MGNREGA funds only for permissible purposes.
- (k) The Fund of JALPAIGUDI DISTRICT has disclosed the impact of pending litigations (if any) on its financial position in its financial statements.
- (l) All of the statutory obligations have been met as per the law in force.


Place:

Date: - 23-09-17

For M. Niloy & Co.  
(Chartered Accountants)

Anita Kar

(ANITA KAR)  
PARTNER



# M.NO :-054855

MAHATMA GANDHI NATIONAL RURAL EMPLOYMENT GUARANTEE FUND  
STATE: WEST BENGAL  
District Project Management Unit JALPAIGURI DIST  
Balance Sheet as at 31st March, 2017

Sources of Funds	As at 31st March 2017		As at 31st March 2016	
	Amount (Rs.)	Amount (Rs.)	Amount (Rs.)	Amount (Rs.)
<b>Capital Funds</b>		-		
Opening Balance	7584973.81	433203333.02	7750061.77	
Add:- Surplus (from Income & Expenditure Account)				
Less:- Deficit (from Income & Expenditure Account)	440788306.83		165087.96	7584973.81
<b>Borrowed Fund</b>		10836745.00		
From Other GP (Kumargram)				
From Others (Specify)	10836745.00		10836745.00	10836745.00
			0	0
<b>Current Liabilities</b>				
Outstanding Sundry Expenses		443601744.89		
<b>Total</b>		<b>21235156.87</b>		<b>18421718.81</b>

Application of Funds	As at 31st March 2017		As at 31st March 2016	
	Amount (Rs.)	Amount (Rs.)	Amount (Rs.)	Amount (Rs.)
<b>Fixed Assets (As Per Last A/C)</b>		2869905.96	2869905.96	
<b>Excess of Expenditure Over Income</b>				
<b>Borrowed Fund</b>		4384990.40		
To Other District				
To Others	4384990.4		4384990.40	7254896.36
<b>Current Assets, Loans &amp; Advances</b>		13980260.51		
Current Assets :-				
Cash in Hand				
Cash at Bank	13980260.51		4666822.45	
Balance at Post Office			6500000.00	
Imprest Advance				11166822.45
<b>Total</b>		<b>21235156.87</b>		<b>18421718.81</b>

In Terms of our separate report of even date

Date: 25-09-2017

# *Anita Kar*  
16.10.2017  
ADPC, MGNREGS  
&  
ADM(Dev), Jalpaiguri

For M. Niloy & Co.  
(Chartered Accountants)

*Anita Kar*  
(ANITA KAR)  
PARTNER

# M.NO:054855



23 SEP 2017

MAHATMA GANDHI NATIONAL RURAL EMPLOYMENT GUARANTEE FUND  
STATE: WEST BENGAL

District Project Management Unit JALPAIGURI DIST  
Income & Expenditure Account for the year ended on 31st March, 2017

Income	For the year ended 31st March 2017		For the year ended 31st March 2016	
	Amount (Rs.)	Amount (Rs.)	Amount (Rs.)	Amount (Rs.)
Grant In Aid/ Subsidy Received	1676691234.50		928945327.56	
Central Govt. Share				
State Govt. Share			10000000.00	
E-FMS	1676691234.50		916549627.56	
Ne-FMS from Central	895903369.00			
Training IPPE			2395700.00	
Mobile Monitoring				
Sundarban Development				
Pollution Control				
MGNREGA LIFE				
Fund Transferred				
From District / GP / Block				
From Others (Specify)				
Miscellaneous Receipts	2592914.88		3848892.64	
Bank Interest	459559.08		1457960.18	
Other Sources	2133355.80		2390932.46	
<b>Total (1)</b>	<b>2575187518.38</b>		<b>932794220.20</b>	

Expenditure	For the year ended 31st March 2017		For the year ended 31st March 2016	
	Amount (Rs.)	Amount (Rs.)	Amount (Rs.)	Amount (Rs.)
Expenditures (Program)		2970394685.39	930886598.16	
Unskilled Wages	2342931913.01		797865578.75	
Skilled and semi-skilled Wages	188557485.96		45916202.52	
Material	429416607.42		43008101.14	
Taxes	9488679.00		107400.00	
Administrative Expenses		45581139.82		43989315.75
Recurring	38835594.57		32889175.87	
Non-recurring	6745545.25		11100139.88	



23 SEP 2017




Expenditures (Non-Program)			2072710 .00	
Training IPPE			2041670 .00	
Mobile Monitoring			31040.0 0	
Sundarban Development				
Pollution Control Board				
MGNREGA LIFE				
<b>Fund Transferred</b>				
From District / GP / Block				
From Others (Specify)				
<b>Total (2)</b>		3015975825. 21	9329533 08.16	
<b>Excess of Income Over Expenditure (1-2)</b>				
<b>Excess of Expenditure Over Income (1-2)</b>		- 440788306.8 3	- 165087.9 6	

Date:

*# Anil*  
*16.10.2017*  
ADPC, MGNREGS  
&  
ADM(Dev), Jalpaiguri

For M. Niloy & Co.  
(Chartered Accountants)

*Anita Kar*  
(ANITA KAR)  
PARTNER  
#M.NO:-054855



23 SEP 2017

MAHATMA GANDHI NATIONAL RURAL EMPLOYMENT GUARANTEE FUND  
STATE: WEST BENGAL

DISTRICT JAILPAIGURI

Bank Reconciliation Statement as on 31.03.2017

	Amounts (Rs.)	Amounts (Rs.)
Bank balance as per pass book	<u>77,05,157.39</u>	77,05,157.39
H.Q		
Less (i) Amount debited by bank but not taken in cash book(List A	3,500.00	
Less (ii) Cheque /Advice Issued not yet encashed	<u>1,14,030.00</u>	
	1,17,530.00	
DHUPGURI		
Less: - Cheque have been debited from cash book but not yet to debited from pass book		
(i) Ch No:- 244021 Dt 05/09/2016	799.00	
(ii) ChN No :- 244072 dt 28/03/2017	31,486.00	
(iii)Ch No :- 244073 dt 28/03/2017	4,376.00	
(iv) Cheques issued but not presented in the bank	1,904.00	
Add (i) Ch No:- 244021 Dt 05/09/2016	<u>2,793.17</u>	
	35,771.83	
Mal		
Less:- Cheque have been debited from cash book but not yet to debited from pass book		
(i) Ch No :- 477362 Dt 27/10/2016	680.00	
(ii) Ch No :-477375	11,518.00	
(iii)Ch No :-477377	984.00	
(iv)Ch No:-477379	12,337.00	
(v) Ch No:-477380	14,200.00	
(v) Ch No:-477381	6,470.00	
(vi)Ch No :-477382	12,615.00	
(vii)Ch No:-477383	36,135.00	
(viii)Ch No:-477384	4,388.00	
(ix) Ch No:-477385	5,000.00	
(x) Ch No:-013372 dt 29/09/2016	3,400.00	
(xi) Ch No:-014325dt 24/03/2016	965.00	
(xii)Ch No :-461621	7,527.00	
(xiv) Ch No:-1923 dt 10.03.17	1,149.00	
(xv) Ch No :-610332 Dt 14/08/2014	2,492.00	
Add:- (i)Ch No :-917650	<u>8,967.00</u>	
	1,10,893.00	
Manaiguri		
Less:- Ch No:-95470 Dt nil	3,948.00	
Ch no:-095471	10,619.00	
Ch No:-000914 Dt 18/11/2016	1,650.00	
Ch No :-000916 Dt 30.12.2016	1,650.00	
Ch No :-000921 dt 15/02/2017	1,650.00	
Ch No:-000922 dt 31.03.2017	39,320.00	
Ch No:-000919 dt 02/01/2017	1,650.00	
Ch No:-013592 Dt 31/03/2017	48,721.00	
Ch No :-879257 dt 31/03/2017	6,109.00	
Ch No :-879258 dt 31/03/2017	6,615.00	
Ch No :-879259 dt 31/03/2017	<u>4,500.00</u>	
	1,26,432.00	



23 SEP 2017


MAHATMA GANDHI NATIONAL RURAL EMPLOYMENT GUARANTEE FUND  
STATE: WEST BENGAL

DISTRICT JAILPAIGURI

Bank Reconciliation Statement as on 31.03.2017

	PARTICULARS	Amounts (Rs.)	Amounts (Rs.)
	Sadar		
Less:-	Ch No :-	682.22	
	Ch No :-439465 dt 23.03.2016	22,000.00	
	Ch No :-908510 dt 22/07/2016	500.00	
		23,182.22	
	Matiali		
Less:-	Ch No :-032193 Dt 29/03/2017	4,129.00	
	Ch no:-032193 dt 29/03/2017	35,871.00	
	Ch no :-032191 Dt 29/03/2017	1,676.00	
	Ch no :-032190 dt 29/03/2017	38,324.00	
	Ch No :-032189 dt 29/03/2017	123.52	
	Ch No :-032186 dt 29/03/2017	16,500.00	
	Ch No :-032181 Dt 16/12/2016	660.00	
	Ch No :-305154 dt17/01/2017	330.00	
	Ch No :-305149 dt05/12/2017	330.00	
	Ch No :-305135 dt22/09/2016	12,285.00	
	Ch No :-032188 dt 29/03/2017	13,876.00	
	Ch No:-nil	3,400.00	
		1,27,504.52	
	Nagarakata		
Less:-	Ch No :-834021 Dt 17/03/2017	9,908.00	
	Ch No :-834022 Dt 17/03/2017	9,913.00	
	Ch No :-834023 Dt 17/03/2017	9,395.00	
	Ch No :-834024 Dt 31/03/2017	68,573.00	
Add :	Ch No :-045206	24,362.00	
	Ch No:-Nil	9,908.00	
	Ch No:-834022 Dt 17/03/2017	9,913.00	
	Ch No:-60043 Dt 08/03/2017	15,500.00	
	Ch No:-56546 Dt 08/03/2017	9,100.00	
	Ch No:-	9,395.00	
		19,611.00	
	Balance as per cash book as on 31.03.2017		71,44,232.82

PLACE: - KOLKATA  
DATE: - 23-09-2017

  
**District Nodal Officer**  
**MGNREGA, Jalpaiguri**

M.NILOY & CO.  
Chartered Accountant

  
Anita Kar  
(PARTNER)  
# M.NO:- 054855



## ANNEXURE C3

**MAHATMA GANDHI NATIONAL RURAL EMPLOYMENT GUARANTEE FUND  
STATE: WEST BENGAL**

**District Project Management Unit:- Jalpaiguri H.Q  
Receipts & Payment Account for the year ended 31st March, 2017**

Receipts	For the year ended 31st March 2017		For the year ended 31st March 2016	
	Amount (Rs.)	Amount (Rs.)	Amount (Rs.)	Amount (Rs.)
<b>Opening Balances</b>				
Cash in Hand				
Cash at Bank		2503363.00		1777.00
Balance at Post Office				
Imprest Advance				
<b>Grant in Aid/ Subsidy Received</b>				
E-FMS		29435469.00		48348062.00
Ne-FMS from Central				
Training IPPE				1569000.00
Mobile Monitoring		170000.00		170000.00
Sundarban Development				
Pollution Control Board				
MGNREGA LIFE				
<b>Fund Transferred</b>				
From District/Block/GP		826366.00		
From Others (Specify)				1413320.00
<b>Miscellaneous Receipts</b>				
Bank Interest		251711.00		742622.00
Other Sources				
Outstanding Sundry Expenses of Previous years Received during the year				
<b>Total</b>		<b>33186909.00</b>		<b>52244781.00</b>

Payments	For the year ended 31st March 2017		For the year ended 31st March 2016	
	Amount (Rs.)	Amount (Rs.)	Amount (Rs.)	Amount (Rs.)
<b>Opening Balances</b>				
Outstanding Sundry Expenses				
<b>Expenditures (Program)</b>				
Unskilled Wages				
Skilled and semi-skilled Wages				
Material				
Taxes				
Administrative Expenses				
Recurring		24485890.00		18798951.00
Non-recurring		2797536.00		4413287.00
<b>Expenditures (Non-Program)</b>				
Training IPPE				1529180.00
Mobile Monitoring				
Sundarban Development				
Pollution Control Board				
MGNREGA LIFE				
<b>Fund Transferred</b>				



To District/Block/GP			
To Others (Specify)			
<b>Closing Balances</b>			
Cash in Hand			
Cash at Bank		5903483.00	2503363.00
Balance at Post Office			
Imprest Advance			
<b>Total</b>		<b>33186909.00</b>	<b>52244781.00</b>

Place: KOLKATA  
Date:

*Handwritten:*  
16.10.2017  
ADPC, MGNREGS  
&  
ADM(Dev), Jalpaiguri

In Terms of our separate report of even date  
For M. Niloy & Co.  
(Chartered Accountants)

*Handwritten:* Anita Kar  
(ANITA KAR)  
PARTNER

#M.NO:-054855



23 SEP 2017

MAHATMA GANDHI NATIONAL RURAL EMPLOYMENT GUARANTEE FUND  
STATE: WEST BENGAL

13



23 SEP 2017

DIATRICH NAME	JALPAIGURI		HO		DHUPCURI Amount (Rs.)	MAL Amount (Rs.)	MAYANGURI Amount (Rs.)	RAJCANI Amount (Rs.)	SADAR Amount (Rs.)	MATIALI Amount (Rs.)	NAGRAKATA Amount (Rs.)	Annexure-D Line Dept Amount (Rs.)
	Consolidated Amount (Rs.)	District Amount (Rs.)	Consolidated Amount (Rs.)	District Amount (Rs.)								
<b>Receipts</b>												
<b>Opening Balance of Fund</b>	1,11,66,822.45	78,73,757.79	9,05,501.78	8,14,293.90	2,37,111.70	63,988.39	63,988.39	79,810.69	85,433.17	4,19,961.07		
Cash in Hand	2,57,113.39	13,73,757.79	6,68,390.08	8,14,293.90								
Cash at Bank	44,29,709.06	65,00,000.00										
Balance at Post Office	65,00,000.00											
Imprest Advance												
<b>Grant in Aid / Subsidy Received</b>	2,57,25,94,603.50	3,24,14,241.00	58,05,67,194.00	39,67,43,488.00								
E-FMS	1,67,66,91,234.50	3,24,14,241.00	48,26,68,456.00	14,91,89,454.00								
Ne-FMS from Central	89,59,03,369.00		9,78,98,738.00	24,75,54,034.00								
Training IPPE												
Mobile Monitoring												
Sundarban Development												
Pollution Control Board												
MGNREGA Life												
<b>Fund Transferred</b>	1,29,26,496.00		21,22,168.00	26,73,148.00								
From Other District/Block/GP/PIA	48,77,916.00		9,10,340.00	5,51,048.00								
From Block	80,48,580.00		12,11,828.00	21,22,100.00								
From Others												
<b>Miscellaneous Receipts</b>	25,92,914.88	1,08,979.00	3,30,723.07	4,46,090.50								
Bank Interest	4,59,599.08	1,08,979.00	48,441.77	1,10,596.00								
Other Sources	21,33,355.80		2,82,281.30	3,35,494.50								
<b>Closing Balances</b>	44,36,01,744.89		18,80,72,075.97	3,81,49,407.00								
Outstanding Sundry Expenses of previous year received during the year	44,36,01,744.89		18,80,72,075.97	3,81,49,407.00								
<b>Total Fund Available (a)</b>	3,04,28,82,581.72	4,03,96,977.79	77,19,97,662.82	43,88,26,422.40								

MAHATMA GANDHI NATIONAL RURAL EMPLOYMENT GUARANTEE FUND  
STATE: WEST BENGAL

DISTRICT NAME	JALPAIGURI Consolidated	HO District	DHURGURI	MAL	MAYANGURI	RAJGANJ	SADAR	MATIALI	NACRAKATA	Annexure-D Line Dept.
<b>Payments</b>										
Expenditures (Program)	2,97,03,94,685.39		76,61,82,966.97	43,23,51,851.00	55,31,75,111.92	27,94,40,303.00	37,62,82,297.50	24,33,24,771.00	31,82,18,229.00	15,19,155.00
Unskilled Wages	2,34,29,31,913.01		58,03,32,886.01	36,93,83,732.00	45,25,86,752.00	24,57,68,472.00	32,17,83,338.00	17,87,06,258.00	19,34,05,305.00	9,65,170.00
Skilled and semi-skilled wages	18,85,57,485.96		5,30,32,086.96	2,20,83,351.00	3,42,21,154.00	1,23,25,881.00	2,62,53,234.00	1,59,53,316.00	2,46,44,093.00	44,370.00
Materials	42,94,16,607.42		13,11,97,994.00	4,07,03,707.00	5,92,81,914.92	2,11,20,950.00	2,82,45,725.50	4,86,65,197.00	9,96,91,504.00	5,09,615.00
Taxes	94,88,679.00		16,20,000.00	81,061.00	70,85,291.00	2,25,000.00			4,77,327.00	
Administrative Expenses	4,55,81,139.82	2,70,24,951.00	37,72,453.43	31,77,047.50	32,60,158.87	12,89,770.00	27,80,779.23	20,18,269.97	22,57,712.82	
Recurring Expenditure	3,88,35,594.57	2,58,12,511.00	32,70,215.00	18,78,111.00	12,60,548.00	8,44,091.00	25,17,612.60	20,06,594.97	12,45,891.00	
Non-Recurring Expenditure	67,45,545.25	12,12,440.00	5,02,238.43	12,98,936.50	19,99,587.87	4,45,679.00	2,63,166.63	11,675.00	10,11,821.82	
<b>Expenditures (Non-Program)</b>										
Training IPPE	-									
Mobile Monitoring	-									
Sundarban Development	-									
Pollution Control Board	-									
MGNREGA Life	-									
Fuel & Vehicle	-									
Printing of statutory forms & register	-									
Salary to Office staff	-									
Remuneration of casual staff	-									
Social audit	-									
Telephone	-									
Training & Meeting	-									
Training honorarium to BPT & BRT	-									
Furniture	-									
De-CS& DM (NIC internet)	-									
DSC token	-									
TA bill & Bonus	-									
Office Contingency	-									
Computer & Peripherals	-									
Office Stationery	-									
AC machine	-									
Non-recurring ( NDC Bill)	-									
<b>Fund Transferred</b>	1,29,26,496.00	48,77,916.00	12,11,828.00	21,22,100.00	6,71,218.00	5,73,803.00	16,07,267.00	13,00,190.00	5,62,174.00	
To Other District/Block/GP	1,29,26,496.00	48,77,916.00	12,11,828.00	21,22,100.00	6,71,218.00	5,73,803.00	16,07,267.00	13,00,190.00	5,62,174.00	
To Block	-									
To Others	-									
<b>Opening Balances</b>										
Outstanding Sundry Expenses	-									
<b>Total Fund Spent (b)</b>	3,02,89,02,321.21	3,19,02,867.00	77,11,67,248.40	43,75,50,988.50	55,71,06,485.79	28,13,03,876.00	38,06,70,343.73	24,66,43,230.97	32,10,38,115.82	15,19,155.00
<b>Closing Balance (a-b)</b>	1,39,80,260.51	84,94,110.79	8,30,414.42	12,75,423.90	5,40,410.79	6,32,813.39	16,55,679.46	1,20,246.20	4,31,161.56	
Cash in Hand	3,36,027.69		3,22,826.00	13,200.00			1.69			
Cash at Bank	71,44,232.82	19,94,110.79	5,07,588.42	12,62,223.90	5,40,410.79	6,32,813.39	16,55,677.77	1,20,246.20	4,31,161.56	
Balance at Post Office	65,00,000.00	65,00,000.00								
Imprest Advance	-									
<b>Total Closing Balance</b>	1,39,80,260.51	84,94,110.79	8,30,414.42	12,75,423.90	5,40,410.79	6,32,813.39	16,55,679.46	1,20,246.20	4,31,161.56	
Cash at Bank & Post Office as per Bank St.	77,05,157.39	21,11,640.79	5,43,360.25	13,73,116.90	6,66,842.79	6,32,813.39	16,78,859.99	2,47,750.72	4,50,772.56	
Closing Balance as per UC	71,44,232.82	19,94,110.79	5,07,588.42	12,62,223.90	5,40,410.79	6,32,813.39	16,55,677.77	1,20,246.20	4,31,161.56	
Closing Balance as per MIS	2,24,45,000.00		72,38,000.00	-1,99,29,000.00	89,85,000.00	52,25,000.00	60,02,000.00	1,05,11,000.00	44,13,000.00	

PLACE:- KOLKATA  
DATE:- 23-09-2017

*Handwritten signature*  
ADPC, MGNREGS  
&  
ADM(Dev), Jalpaiguri

MNILOY & CO.  
CHARTERED ACCOUNTANT  
ANITA KAR  
(PARTNER)  
# M. NO-054855



DHUPGURI

BLOCK NAME

Receipts	Consolidated		Block	MAGURMARI-II		BANARHAT-I		BANARHAT-II		BAROGHARIA		BINNAGURI	
	Amount (Rs.)	Amount (Rs.)		Amount (Rs.)	Amount (Rs.)	Amount (Rs.)	Amount (Rs.)	Amount (Rs.)	Amount (Rs.)	Amount (Rs.)	Amount (Rs.)	Amount (Rs.)	Amount (Rs.)
<b>Opening Balances</b>	9,05,501.78	2,37,111.70	4,04,077.17	2,37,111.70	267.50	1,97,378.00	13,572.00	1,000.91					
Cash in Hand	2,37,111.70			2,37,111.70									
Cash at Bank	6,68,390.08		4,04,077.17		267.50	1,97,378.00	13,572.00	1,000.91					
Balance at Post Office	-												
Imprest Advance	-												
<b>Grant in Aid / Subsidy Received</b>	58,05,67,194.00		24,56,539.00	2,48,93,255.00	5,64,50,470.00	5,63,47,130.00	5,05,92,595.00	2,32,94,000.00					
E-FMS	48,26,68,456.00		24,56,539.00	6,75,117.00	5,64,50,470.00	5,63,47,130.00	1,37,22,833.00	6,28,000.00					
Ne-FMS	9,78,98,738.00			2,42,18,138.00			3,68,69,762.00	2,26,66,000.00					
<b>Fund Transferred</b>	21,22,168.00		9,10,340.00	-	2,90,109.00	-	2,16,946.00	-					
To District	9,10,340.00		9,10,340.00										
To GP	-												
To Block	12,11,828.00				2,90,109.00		2,16,946.00						
From Others (Specify)	-												
<b>Miscellaneous Receipts</b>	3,30,723.07		31,622.00	85,803.30	20,231.00	4,737.00	2,488.00	143.00					
Bank Interest	48,441.77		31,622.00	89.00	4,031.00	4,737.00	2,488.00	143.00					
Other Sources	2,82,281.30			85,714.30	16,200.00								
<b>Closing Balances</b>	18,80,72,075.97		-	41,56,000.00	22,22,000.00	1,11,22,000.00	1,65,74,656.00	8,84,000.00					
Outstanding Sundry Expenses	18,80,72,075.97			41,56,000.00	22,22,000.00	1,11,22,000.00	1,65,74,656.00	8,84,000.00					
<b>Total</b>	77,19,97,662.82		38,02,578.17	2,93,72,170.00	5,89,83,077.50	6,76,71,245.00	6,74,00,257.00	2,41,79,143.91					
<b>Payments</b>	Amount (Rs.)												
<b>Opening Balances</b>	-		-	-	-	-	-	-					
Outstanding Sundry Expenses	-												
<b>Expenditures (Program)</b>	76,99,55,420.40		24,05,567.00	2,90,49,255.00	5,88,93,182.50	6,76,59,416.00	6,73,42,003.00	2,41,78,000.00					
Unskilled Wages	58,03,32,886.01			2,70,93,138.00	5,13,34,032.00	5,47,44,600.00	5,33,35,254.00	2,35,07,000.00					
Skilled and semi-skilled Wages	5,30,32,086.96			13,90,117.00	29,35,400.00	44,77,550.00	49,37,112.00	4,52,000.00					
Material	13,11,97,994.00			5,66,000.00	27,83,038.00	82,46,980.00	88,94,885.00	2,19,000.00					
Taxes	16,20,000.00				16,20,000.00								
Administrative Expenses	37,72,453.43		24,05,567.00	-	2,20,712.50	1,90,286.00	1,74,752.00	-					



23 SEP 2017





23 SEP 2017

Recurring	32,70,215.00	24,05,567.00			1,90,137.00	1,74,752.00	
Non-recurring	5,02,143				149.00		
<b>Fund Transferred</b>	12,11,828.00	12,11,828.00					
To District	-						
To GP	12,11,828.00	12,11,828.00					
To Block	-						
To Others (Specify)	-						
<b>Closing Balances</b>	8,30,414.42	1,85,183.17	3,22,915.00	89,895.00	11,829.00	58,254.00	1,143.91
Cash in Hand	3,22,826.00		3,22,826.00				
Cash at Bank	5,07,588.42	1,85,183.17	89.00	89,895.00	11,829.00	58,254.00	1,143.91
Balance at Post Office	-						
Imprest Advance	-						
	-						
<b>Total</b>	77,19,97,662.82	38,02,578.17	2,93,72,170.00	5,89,83,077.50	6,76,71,245.00	6,74,00,257.00	2,41,79,143.91

Cash at Bank & Post Office as per Bank St.

5,43,360.25	2,21,844.00	89.00	89,895.00	13,733.00	58,254.00	1,143.91
-------------	-------------	-------	-----------	-----------	-----------	----------

Closing Balance as per UC

5,07,588.42	1,85,183.17	89.00	89,895.00	11,829.00	58,254.00	1,143.91
-------------	-------------	-------	-----------	-----------	-----------	----------

Closing Balance as per MIS

72,38,000.00		5,16,000.00	1,74,000.00	6,96,000.00	4,32,000.00	4,39,000.00
--------------	--	-------------	-------------	-------------	-------------	-------------

MAHATMA GANDHI NATIONAL RURAL  
EMPLOYMENT GUARANTEE FUND  
STATE: WEST BENGAL

BLOCK NAME

Receipts	CHAMURCHI	GADHEARKUTHI	GADONG-II	GADONG-I	JHARALTAGRAM-I	JHARALTAGRAM-II	MAGUMARI-I
	Amount (Rs.)	Amount (Rs.)	Amount (Rs.)	Amount (Rs.)	Amount (Rs.)	Amount (Rs.)	Amount (Rs.)
<b>Opening Balances</b>	11,023.00	-	528.00	138.00	11,357.00	1,057.00	7,672.50
Cash in Hand							
Cash at Bank	11,023.00	-	528.00	138.00	11,357.00	1,057.00	7,672.50
Balance at Post Office							
Imprest Advance							
<b>Grant in Aid / Subsidy Received</b>							
E-FMS	4,41,87,991.00	2,32,71,667.00	3,61,88,382.00	3,42,48,450.00	4,36,94,728.00	2,85,44,025.00	4,16,91,803.00
Ne-FMS	4,41,87,991.00	2,32,71,667.00	3,61,88,382.00	3,42,48,450.00	2,95,49,890.00	2,85,44,025.00	4,16,91,803.00
<b>Fund Transferred</b>							
To District	-	1,17,555.00	-	2,06,668.00	-	-	1,08,315.00
To GP							
To Block		1,17,555.00		2,06,668.00			1,08,315.00
From Others (Specify)							
<b>Miscellaneous Receipts</b>							
Bank Interest	581.00	92,602.00	92.00	259.00	43,656.00	141.00	766.00
Other Sources	581.00	2,202.00	92.00	259.00	73.00	141.00	766.00
		90,400.00			43,583.00		
<b>Closing Balances</b>							
Outstanding Sundry Expenses	1,38,16,000.00	1,78,77,415.00	1,21,32,074.00	88,60,000.00	56,91,915.00	53,28,924.00	36,66,000.00
	1,38,16,000.00	1,78,77,415.00	1,21,32,074.00	88,60,000.00	56,91,915.00	53,28,924.00	36,66,000.00
<b>Total</b>	5,80,15,595.00	4,13,59,239.00	4,83,21,076.00	4,33,15,515.00	4,94,41,656.00	3,38,74,147.00	4,54,74,556.50
<b>Payments</b>							
<b>Opening Balances</b>							
Outstanding Sundry Expenses							
<b>Expenditures (Program)</b>							
Unskilled Wages	5,80,14,896.00	4,12,64,159.00	4,83,20,456.00	4,33,14,879.00	4,93,97,743.00	3,38,73,749.00	4,54,72,985.00
Skilled and semi-skilled Wages	2,57,41,394.00	3,36,85,941.00	2,78,45,249.00	2,69,67,000.00	3,70,74,771.00	2,89,62,776.00	3,54,46,868.00
Material	24,72,998.00	22,85,991.00	1,18,40,956.00	24,54,450.00	30,38,915.00	12,82,245.00	33,01,365.00
Taxes	2,97,89,599.00	51,77,150.00	86,34,251.00	1,36,87,000.00	92,72,957.00	36,27,928.00	66,09,570.00
Administrative Expenses	10,905.00	1,15,077.00	-	2,06,429.00	11,100.00	800.00	1,15,182.00



23 SEP 2017

Recurring	10,905.00	1,15,077.00	2,06,429.00	11,100.00	800.00	80,100.00
Non-recurring						35,082.00
<b>Fund Transferred</b>						
To District						
To GP						
To Block						
To Others (Specify)						
<b>Closing Balances</b>	699.00	95,080.00	636.00	43,913.00	398.00	1,571.50
Cash in Hand						
Cash at Bank	699.00	95,080.00	636.00	43,913.00	398.00	1,571.50
Balance at Post Office						
Imprest Advance						
<b>Total</b>	5,80,15,595.00	4,13,59,239.00	4,33,15,515.00	4,94,41,656.00	3,38,74,147.00	4,54,74,556.50

Cash at Bank & Post Office as per Bank St.

699.00	95,080.00	620.00	41,120.00	398.00	1,571.50
--------	-----------	--------	-----------	--------	----------

Closing Balance as per UC

699.00	95,080.00	620.00	43,913.00	398.00	1,571.50
--------	-----------	--------	-----------	--------	----------

Closing Balance as per MIS

83,000.00	4,48,000.00	15,29,000.00	3,47,000.00	91,000.00	4,58,000.00
-----------	-------------	--------------	-------------	-----------	-------------



23 SEP 2017

BLOCK NAME

Receipts	SAKOYAJHORA-I	SAKOYAJHORA-II	SALBARI-I	SALBARI-II	PS
	Amount (Rs.)	Amount (Rs.)	Amount (Rs.)	Amount (Rs.)	Amount (Rs.)
<b>Opening Balances</b>	5,007.00	1,280.98	733.02	-	13,298.00
Cash in Hand					
Cash at Bank	5,007.00	1,280.98	733.02	-	13,298.00
Balance at Post Office					
Imprest Advance					
<b>Grant in Aid / Subsidy Received</b>					
E-FMS	2,39,32,947.00	1,81,74,975.00	2,80,54,000.00	3,48,06,248.00	97,37,989.00
Ne-FMS	2,39,32,947.00	1,81,74,975.00	2,80,54,000.00	3,48,06,248.00	97,37,989.00
<b>Fund Transferred</b>	1,66,796.00	41,221.00	-	64,218.00	-
To District					
To GP					
To Block	1,66,796.00	41,221.00	-	64,218.00	-
From Others (Specify)					
<b>Miscellaneous Receipts</b>	47,255.00	75.77	71.00	200.00	-
Bank Interest	871.00	75.77	71.00	200.00	-
Other Sources	46,384.00				
<b>Closing Balances</b>	1,58,18,630.00	1,85,90,419.00	59,84,545.00	4,53,47,497.97	-
Outstanding Sundry Expenses	1,58,18,630.00	1,85,90,419.00	59,84,545.00	4,53,47,497.97	-
<b>Total</b>	3,99,70,635.00	3,68,07,971.75	3,40,39,349.02	8,02,18,163.97	97,51,287.00
<b>Payments</b>					
<b>Opening Balances</b>					
Outstanding Sundry Expenses					
<b>Expenditures (Program)</b>	3,99,67,769.00	3,68,06,828.00	3,40,38,613.93	8,02,17,929.97	97,37,989.00
Unskilled Wages	2,34,63,321.00	3,08,31,944.00	2,72,36,672.00	6,66,94,252.01	63,68,674.00
Skilled and semi-skilled Wages	32,93,957.00	14,04,697.00	9,35,320.00	38,97,305.96	26,31,708.00
Material	1,29,94,299.00	45,28,753.00	58,66,553.00	95,62,424.00	7,37,607.00
Taxes					
Administrative Expenses	2,16,192.00	41,434.00	68.93	63,948.00	-



23 SEP 2017

Recurring	1,71,796.00	41,434.00	68.93	63,948	-
Non-recurring	44,396.00				
<b>Fund Transferred</b>					
To District					
To GP					
To Block					
To Others (Specify)					
<b>Closing Balances</b>					
Cash in Hand	2,866.00	1,143.75	735.09	234.00	13,298.00
Cash at Bank	2,866.00	1,143.75	735.09	234.00	13,298.00
Balance at Post Office					
Imprest Advance					
<b>Total</b>	<b>3,99,70,635.00</b>	<b>3,68,07,971.75</b>	<b>3,40,39,349.02</b>	<b>8,02,18,163.97</b>	<b>97,51,287.00</b>

Cash at Bank & Post Office as per Bank St.	2,866.00	1,143.75	735.09	234.00	13,298.00
--	----------	----------	--------	--------	-----------

Closing Balance as per UC	2,866.00	1,143.75	735.09	234.00	13,298.00
---------------------------	----------	----------	--------	--------	-----------

Closing Balance as per MIS	6,18,000.00	3,26,000.00	5,32,000.00	55,000.00	
----------------------------	-------------	-------------	-------------	-----------	--



23 SEP 2017

MAHATMA GANDHI NATIONAL RURAL  
EMPLOYMENT GUARANTEE FUND  
STATE: WEST BENGAL

21

BLOCK NAME

LINE DEPARTMENT

Receipts	Consolidated	Block	SDO MAYANAGURI	SDO MAL
	Amount (Rs.)	Amount (Rs.)	Amount (Rs.)	Amount (Rs.)
<b>Opening Balances</b>	-	-	-	-
Cash in Hand	-	-	-	-
Cash at Bank	-	-	-	-
Balance at Post Office	-	-	-	-
Imprest Advance	-	-	-	-
<b>Grant in Aid / Subsidy Received</b>	15,19,155.00	-	6,27,968.00	8,91,187.00
E-FMS	15,19,155.00	-	6,27,968.00	8,91,187.00
Ne-FMS	-	-	-	-
<b>Fund Transferred</b>	-	-	-	-
To District	-	-	-	-
To GP	-	-	-	-
To Block	-	-	-	-
From Others (Specify)	-	-	-	-
<b>Miscellaneous Receipts</b>	-	-	-	-
Bank Interest	-	-	-	-
Other Sources	-	-	-	-
<b>Closing Balances</b>	-	-	-	-
Outstanding Sundry Expenses	-	-	-	-
<b>Total</b>	15,19,155.00	-	6,27,968.00	8,91,187.00
<b>Payments</b>				
	Amount (Rs.)			
<b>Opening Balances</b>	-	-	-	-
Outstanding Sundry Expenses	-	-	-	-
<b>Expenditures (Program)</b>	15,19,155.00	-	6,27,968.00	8,91,187.00
Unskilled Wages	9,65,170.00	-	6,27,968.00	3,37,202.00
Skilled and semi-skilled Wages	44,370.00	-	-	44,370.00
Material	5,09,615.00	-	-	5,09,615.00
Taxes	-	-	-	-
Administrative Expenses	-	-	-	-
Recurring	-	-	-	-
Non-recurring	-	-	-	-
<b>Fund Transferred</b>	-	-	-	-
To District	-	-	-	-
To GP	-	-	-	-
To Block	-	-	-	-
To Others (Specify)	-	-	-	-
<b>Closing Balances</b>	-	-	-	-
Cash in Hand	-	-	-	-
Cash at Bank	-	-	-	-
Balance at Post Office	-	-	-	-
Imprest Advance	-	-	-	-
<b>Total</b>	15,19,155.00	-	6,27,968.00	8,91,187.00

Cash at Bank & Post Office as per Bank St.	-	-	-	-
Closing Balance as per UC	-	-	-	-
Closing Balance as per MIS	-	-	-	-

M. Nilgaj & Co.  
Chartered Accountants  
West Bengal  
23 SEP 2011

MAHATMA GANDHI NATIONAL RURAL  
EMPLOYMENT GUARANTEE FUND  
STATE: WEST BENGAL

MAL

BLOCK NAME

Receipts	Consolidated	Block	BAGRAKOTE	OODLABARI	DAMDIM	RUNGAMUTTEE	TESIMLA	KUMLAI
	Amount (Rs.)	Amount (Rs.)	Amount (Rs.)	Amount (Rs.)	Amount (Rs.)	Amount (Rs.)	Amount (Rs.)	Amount (Rs.)
<b>Opening Balances</b>	8,14,293.90	1,85,520.00	59,703.00	37,972.40	1,30,538.00	1,77,787.00	88,948.00	69,315.00
Cash in Hand	-	-	-	-	-	-	-	-
Cash at Bank	8,14,293.90	1,85,520.00	59,703.00	37,972.40	1,30,538.00	1,77,787.00	88,948.00	69,315.00
Balance at Post Office	-	-	-	-	-	-	-	-
Imprest Advance	-	-	-	-	-	-	-	-
<b>Grant in Aid / Subsidy Received</b>	39,67,43,488.00	27,22,100.00	2,43,95,000.00	3,20,06,530.00	3,33,39,000.00	7,30,26,303.00	2,92,44,620.00	3,99,27,773.00
E-FMS	14,91,89,454.00	-	-	2,06,46,849.00	69,03,737.00	3,33,45,167.00	29,80,835.00	1,86,52,862.00
Ne-FMS	24,75,54,034.00	27,22,100.00	2,43,95,000.00	1,13,59,681.00	2,64,35,263.00	3,96,81,136.00	2,62,63,785.00	2,12,74,911.00
<b>Fund Transferred</b>	26,73,148.00	5,51,048.00	93,900.00	2,20,200.00	1,33,700.00	3,45,000.00	1,93,100.00	2,47,200.00
To District	5,51,048.00	5,51,048.00	-	-	-	-	-	-
To GP	-	-	-	-	-	-	-	-
To Block	21,22,100.00	-	93,900.00	2,20,200.00	1,33,700.00	3,45,000.00	1,93,100.00	2,47,200.00
From Others (Specify)	-	-	-	-	-	-	-	-
<b>Miscellaneous Receipts</b>	4,46,090.50	33,123.00	32,435.00	1,05,566.00	4,022.00	1,96,614.00	3,775.00	31,670.00
Bank Interest	1,10,596.00	33,123.00	32,435.00	6,355.00	4,022.00	13,027.00	3,775.00	4,670.00
Other Sources	3,35,494.50	-	-	99,211.00	-	1,83,587.00	-	27,000.00
<b>Closing Balances</b>	3,81,49,402.00	-	18,76,000.00	11,82,573.00	2,02,745.00	49,77,000.00	74,64,780.00	25,18,000.00
Outstanding Sundry Expenses	3,81,49,402.00	-	18,76,000.00	11,82,573.00	2,02,745.00	49,77,000.00	74,64,780.00	25,18,000.00
<b>Total</b>	43,88,26,422.40	34,91,791.00	2,64,57,038.00	3,35,52,841.40	3,38,10,005.00	7,87,22,704.00	3,69,95,223.00	4,27,93,958.00
<b>Payments</b>	Amount (Rs.)	-	-	-	-	-	-	-
<b>Opening Balances</b>	-	-	-	-	-	-	-	-
Outstanding Sundry Expenses	-	-	-	-	-	-	-	-
<b>Expenditures (Program)</b>	43,54,28,898.50	7,56,392.00	2,64,36,281.00	3,34,05,060.00	3,37,76,478.50	7,84,88,224.00	3,69,76,579.00	4,27,62,932.00
Unskilled Wages	36,93,83,732.00	-	2,26,94,000.00	2,96,31,880.00	3,18,62,000.00	6,17,66,326.00	2,92,36,555.00	3,35,87,254.00
Skilled and semi-skilled Wages	2,20,83,351.00	-	17,97,000.00	11,41,323.00	14,51,000.00	41,95,297.00	23,30,107.00	27,33,519.00
Material	4,07,03,707.00	-	17,80,000.00	24,15,900.00	2,28,745.00	1,20,41,680.00	51,42,738.00	61,25,000.00
Taxes	81,061.00	-	-	-	-	81,061.00	-	-



23 SEP 2011

Administrative Expenses	31,77,047.50	7,56,392.00	1,65,281.00	2,15,957.00	2,34,733.50	4,03,860.00	2,67,179.00	3,17,159.00
Recurring	18,78,111.00	3,83,800.00	1,65,281.00	2,15,957.00	2,34,730.00	2,85,750.00	2,35,712.00	
Non-recurring	12,98,936.50	3,72,592.00			3.50	1,18,110.00	31,467.00	3,17,159.00
<b>Fund Transferred</b>	<b>21,22,100.00</b>	<b>21,22,100.00</b>						
To District	-							
To GP	21,22,100.00	21,22,100.00						
To Block	-							
To Others (Specify)	-							
<b>Closing Balances</b>	<b>12,75,423.90</b>	<b>6,13,299.00</b>	<b>20,757.00</b>	<b>1,47,781.40</b>	<b>33,526.50</b>	<b>2,34,480.00</b>	<b>18,644.00</b>	<b>31,026.00</b>
Cash in Hand	13,200.00				13,200.00			
Cash at Bank	12,62,223.90	6,13,299.00	20,757.00	1,47,781.40	20,326.50	2,34,480.00	18,644.00	31,026.00
Balance at Post Office	-							
Imprest Advance	-							
Total	43,88,26,422.40	34,91,791.00	2,64,57,038.00	3,35,52,841.40	3,38,10,005.00	7,87,22,704.00	3,69,95,223.00	4,27,93,958.00

Cash at Bank & Post Office as per Bank St. 13,73,116.90 7,17,626.00 25,122.00 1,47,781.40 20,326.50 2,33,040.00 18,644.00 31,026.00

Closing Balance as per UC 12,62,223.90 6,13,299.00 20,757.00 1,47,781.40 20,326.50 2,34,480.00 18,644.00 31,026.00

Closing Balance as per MIS -1,99,29,000.00 -1,32,54,000.00 1,66,000.00 -31,58,000.00 2,21,000.00 -13,71,000.00 26,000.00



23 SEP 2017



MAHATMA GANDHI NATIONAL RURAL  
EMPLOYMENT GUARANTEE FUND  
STATE: WEST BENGAL

BLOCK NAME

Receipts	RAJADANGA	CHANGMARI	KRANTI	LATAGURI	MOULANI	CHAPADAGNA	PS
	Amount (Rs.)	Amount (Rs.)	Amount (Rs.)	Amount (Rs.)	Amount (Rs.)	Amount (Rs.)	Amount (Rs.)
<b>Opening Balances</b>	1,018.00	1,307.50	20,967.00	25,234.00	-	15,984.00	-
Cash in Hand							
Cash at Bank	1,018.00	1,307.50	20,967.00	25,234.00	-	15,984.00	-
Balance at Post Office							
Imprest Advance							
<b>Grant in Aid / Subsidy Received</b>	3,88,52,643.00	2,09,28,537.00	3,40,61,046.00	1,62,25,845.00	3,88,95,589.00	1,20,99,786.00	10,18,716.00
E-FMS	15,54,533.00	1,78,38,329.00	1,17,78,914.00	1,62,25,845.00	1,19,32,725.00	73,29,658.00	
Ne-FMS	3,72,98,110.00	30,90,208.00	2,22,82,132.00		2,69,62,864.00	47,70,128.00	10,18,716.00
<b>Fund Transferred</b>	2,53,900.00	1,35,900.00	1,35,500.00	65,300.00	2,47,600.00	50,800.00	-
To District							
To GP							
To Block	2,53,900.00	1,35,900.00	1,35,500.00	65,300.00	2,47,600.00	50,800.00	
From Others (Specify)							
<b>Miscellaneous Receipts</b>	3,859.00	813.00	1,724.00	25,418.50	5,272.00	1,799.00	-
Bank Interest	1,843.00	813.00	1,724.00	1,738.00	5,272.00	1,799.00	
Other Sources	2,016.00			23,680.50			
<b>Closing Balances</b>	72,88,000.00	26,84,000.00	2,35,160.00	16,33,144.00	65,47,000.00	15,41,000.00	-
Outstanding Sundry Expenses	72,88,000.00	26,84,000.00	2,35,160.00	16,33,144.00	65,47,000.00	15,41,000.00	
<b>Total</b>	4,63,99,420.00	2,37,50,557.50	3,44,54,397.00	1,79,74,941.50	4,56,95,461.00	1,37,09,369.00	10,18,716.00
<b>Payments</b>							
<b>Opening Balances</b>							
Outstanding Sundry Expenses							
<b>Expenditures (Program)</b>	4,63,95,993.00	2,37,49,196.00	3,44,14,410.00	1,79,42,985.00	4,56,21,646.00	1,36,84,006.00	10,18,716.00
Unskilled Wages	4,43,02,982.00	2,03,49,434.00	2,98,29,352.00	1,67,39,068.00	3,64,55,206.00	1,21,00,715.00	8,28,960.00
Skilled and semi-skilled Wages	12,55,233.00	13,21,103.00	21,95,929.00	8,17,696.00	22,99,073.00	5,46,071.00	
Material	5,82,428.00	19,42,000.00	22,70,925.00	3,02,225.00	66,88,310.00	9,94,000.00	1,89,756.00
Taxes							



23 SEP 2017

Administrative Expenses	2,55,350.00	1,36,659.00	1,18,204.00	83,996.00	1,79,057.00	43,220.00	-
Recurring	2,55,350.00	7,040.00	32,708.00	18,563.00		43,220.00	
Non-recurring		1,29,619.00	85,496.00	65,433.00	1,79,057.00		
<b>Fund Transferred</b>							
To District							
To GP							
To Block							
To Others (Specify)							
<b>Closing Balances</b>	3,427.00	1,361.50	39,987.00	31,956.50	73,815.00	25,363.00	-
Cash in Hand							
Cash at Bank	3,427.00	1,361.50	39,987.00	31,956.50	73,815.00	25,363.00	
Balance at Post Office							
Imprest Advance							
<b>Total</b>	4,63,99,420.00	2,37,50,557.50	3,44,54,397.00	1,79,74,941.50	4,56,95,461.00	1,37,09,369.00	10,18,716.00

Cash at Bank & Post Office as per Bank St.      3,427.00      1,361.50      39,987.00      31,956.50      73,815.00      29,004.00      -

Closing Balance as per UC      3,427.00      1,361.50      39,987.00      31,956.50      73,815.00      25,363.00      -

Closing Balance as per MIS      5,96,000.00      10,88,000.00      5,25,000.00      3,77,000.00      -34,49,000.00      -16,96,000.00      -




23

MAHATMA GANDHI NATIONAL RURAL  
EMPLOYMENT GUARANTEE FUND  
STATE: WEST BENGAL

BLOCK NAME

MATIALI

Receipts	Consolidated Amount (Rs.)	Block Amount (Rs.)	PS Amount (Rs.)	MATIALI HAT Amount (Rs.)	MATIALI BTABARI II Amount (Rs.)	MATIALI BTABARI I Amount (Rs.)	INDONG Amount (Rs.)	BIDHAN NAGAR Amount (Rs.)
<b>Opening Balances</b>	85,435.17	77,967.48	-	169.00	322.50	130.50	6,767.00	78.69
Cash in Hand	-	-	-	-	-	-	-	-
Cash at Bank	85,435.17	77,967.48	-	169.00	322.50	130.50	6,767.00	78.69
Balance at Post Office	-	-	-	-	-	-	-	-
Imprest Advance	-	-	-	-	-	-	-	-
<b>Grant in Aid / Subsidy Received</b>	21,26,50,931.00	16,65,280.00	1,25,312.00	4,74,34,878.00	4,48,31,694.00	4,05,21,343.00	3,22,29,841.00	4,58,42,583.00
E-FMS	14,06,52,929.00	16,65,280.00	-	24,44,029.00	4,48,31,694.00	4,05,21,343.00	53,48,000.00	4,58,42,583.00
Ne-FMS	7,19,98,002.00	-	1,25,312.00	4,49,90,849.00	-	-	2,68,81,841.00	-
<b>Fund Transferred</b>	16,53,590.00	3,53,400.00	-	2,55,975.00	3,68,900.00	2,08,625.00	1,22,315.00	3,44,375.00
To District	3,53,400.00	3,53,400.00	-	-	-	-	-	-
To GP	-	-	-	-	-	-	-	-
To Block	13,00,190.00	-	-	2,55,975.00	3,68,900.00	2,08,625.00	1,22,315.00	3,44,375.00
From Others (Specify)	-	-	-	-	-	-	-	-
<b>Miscellaneous Receipts</b>	34,401.00	9,451.00	-	382.00	762.00	12,886.00	9,796.00	1,124.00
Bank Interest	34,401.00	9,451.00	-	382.00	762.00	12,886.00	9,796.00	1,124.00
Other Sources	-	-	-	-	-	-	-	-
<b>Closing Balances</b>	3,23,39,120.00	-	-	31,21,084.00	68,08,000.00	16,85,000.00	1,19,96,036.00	87,29,000.00
Outstanding Sundry Expenses	3,23,39,120.00	-	-	31,21,084.00	68,08,000.00	16,85,000.00	1,19,96,036.00	87,29,000.00
<b>Total</b>	24,67,63,477.17	21,06,098.48	1,25,312.00	5,08,12,488.00	5,20,09,678.50	4,24,27,984.50	4,43,64,755.00	5,49,17,160.69
<b>Payments</b>	Amount (Rs.)							
<b>Opening Balances</b>	-	-	-	-	-	-	-	-
Outstanding Sundry Expenses	-	-	-	-	-	-	-	-
<b>Expenditures (Program)</b>	24,53,43,040.97	6,93,725.00	1,25,312.00	5,08,10,164.00	5,20,09,126.00	4,24,26,377.00	4,43,63,052.97	5,49,15,284.00
Unskilled Wages	17,87,06,258.00	-	1,25,312.00	4,56,54,369.00	3,62,86,887.00	3,20,84,186.00	2,73,48,593.00	3,72,06,911.00
Skilled and semi-skilled Wages	1,59,53,316.00	-	-	23,00,575.00	28,98,453.00	21,07,878.00	56,92,218.00	29,54,192.00
Material	4,86,65,197.00	-	-	26,01,018.00	1,24,54,354.00	80,14,279.00	1,11,85,066.00	1,44,10,480.00
Taxes	-	-	-	-	-	-	-	-
Administrative Expenses	20,18,269.97	6,93,725.00	-	2,54,202.00	3,69,432.00	2,20,034.00	1,37,175.97	3,43,701.00
Recurring	20,06,594.97	6,93,725.00	-	2,54,202.00	3,69,432.00	2,08,359.00	1,37,175.97	3,43,701.00
Non-recurring	11,675.00	-	-	-	-	11,675.00	-	-
<b>Fund Transferred</b>	13,00,190.00	13,00,190.00	-	-	-	-	-	-
To District	-	-	-	-	-	-	-	-
To GP	13,00,190.00	13,00,190.00	-	-	-	-	-	-



To Block	-												
To Others (Specify)	-												
<b>Closing Balances</b>	1,20,246.20	1,12,183.48	-	2,324.00	552.50	1,607.50	1,702.03						1,876.69
Cash in Hand	-												
Cash at Bank	1,20,246.20	1,12,183.48		2,324.00	552.50	1,607.50	1,702.03						1,876.69
Balance at Post Office	-												
Imprest Advance	-												
<b>Total</b>	24,67,63,477.17	21,06,098.48	1,25,312.00	5,08,12,488.00	5,20,09,678.50	4,24,27,984.50	4,43,64,755.00						5,49,17,160.69

Cash at Bank & Post Office as per Bank St.	2,47,750.72	2,36,288.00	-	2,324.00	3,952.50	1,607.50	1,702.03						1,876.69
--	-------------	-------------	---	----------	----------	----------	----------	--	--	--	--	--	----------

Closing Balance as per UC	1,20,246.20	1,12,183.48	-	2,324.00	552.50	1,607.50	1,702.03						1,876.69
---------------------------	-------------	-------------	---	----------	--------	----------	----------	--	--	--	--	--	----------

Closing Balance as per MIS	1,05,11,000.00	-	-	33,87,000.00	36,40,000.00	-8,000.00	18,000.00						34,74,000.00
----------------------------	----------------	---	---	--------------	--------------	-----------	-----------	--	--	--	--	--	--------------



13 SEP 2017

12

BLOCK NAME

MAYNAGURI

Receipts	Consolidated Amount (Rs.)	Block Amount (Rs.)	CHURABHANDAR Amount (Rs.)	MADHABDANGA-II Amount (Rs.)	KHAGRABARI-II Amount (Rs.)	PADAMOTI-II Amount (Rs.)	DOMOHONI-I Amount (Rs.)	MAYNAGURI Amount (Rs.)
Cash in Hand	-	-	-	-	-	-	-	-
Cash at Bank	9,24,073.66	7,46,716.25	1,210.00	1,555.00	2,544.00	12,506.50	6,896.74	8,315.00
Balance at Post Office	-	7,46,716.25	1,210.00	1,555.00	2,544.00	12,506.50	6,896.74	8,315.00
Imprest Advance	-	-	-	-	-	-	-	-
<b>Grant in Aid / Subsidy Received</b>								
E-FMS	48,81,63,173.00	15,48,660.00	4,07,83,725.00	2,69,36,000.00	1,59,69,251.00	2,23,78,240.00	1,60,87,660.00	3,90,02,436.00
Ne-FMS	23,60,21,139.00	15,48,660.00	1,83,04,849.00	2,69,36,000.00	60,66,331.00	86,22,724.00	1,60,87,660.00	1,03,58,732.00
	25,21,42,034.00	-	2,24,78,876.00	-	99,02,920.00	1,37,55,516.00	1,60,87,660.00	2,86,43,704.00
<b>Fund Transferred</b>								
To District	18,89,218.00	12,18,000.00	35,645.00	32,925.00	22,215.00	21,603.00	26,325.00	42,784.00
To GP	12,18,000.00	12,18,000.00	-	-	-	-	-	-
To Block	-	-	-	-	-	-	-	-
To Others (Specify)	6,71,218.00	35,645.00	35,645.00	32,925.00	22,215.00	21,603.00	26,325.00	42,784.00
<b>Miscellaneous Receipts</b>								
Bank Interest	2,42,236.00	79,201.00	75,343.00	185.00	160.00	2,994.00	519.00	474.00
Other Sources	51,159.00	40,031.00	505.00	185.00	160.00	729.00	519.00	474.00
	1,91,077.00	39,170.00	74,838.00	-	-	2,265.00	-	-
<b>Closing Balances</b>								
Outstanding Sundry Expenses	6,64,28,195.92	-	14,79,000.00	9,17,000.00	28,30,000.00	28,24,000.00	17,39,000.00	14,06,802.92
	6,64,28,195.92	-	14,79,000.00	9,17,000.00	28,30,000.00	28,24,000.00	17,39,000.00	14,06,802.92
<b>Total</b>	55,76,46,896.58	35,92,577.25	4,23,74,923.00	2,78,87,665.00	1,88,24,170.00	2,52,39,343.50	1,78,60,400.74	4,04,60,811.92
<b>Payments</b>								
<b>Opening Balances</b>								
Outstanding Sundry Expenses	-	-	-	-	-	-	-	-
<b>Expenditures (Program)</b>								
Unskilled Wages	55,64,35,267.79	24,88,426.37	4,23,72,351.00	2,78,84,200.00	1,88,24,036.00	2,52,25,071.00	1,78,58,610.00	4,04,50,738.92
Skilled and semi-skilled Wages	45,25,86,752.00	-	3,55,84,576.00	2,44,35,000.00	1,68,29,314.00	2,20,89,270.00	1,54,09,465.00	3,73,24,216.00
Material	3,42,21,154.00	-	34,18,274.00	11,97,000.00	18,20,137.00	13,11,370.00	10,01,195.00	12,85,220.00
Taxes	5,92,81,914.92	-	32,59,875.00	22,21,000.00	1,18,800.00	1,62,600.00	1,46,000.00	17,99,802.92
Administrative Expenses	70,85,291.00	8,732.00	74,838.00	-	31,000.00	16,39,000.00	12,70,000.00	-
Recurring	32,60,155.87	24,79,694.37	34,788.00	31,200.00	24,785.00	22,831.00	31,950.00	41,500.00
Non-recurring	12,60,568.00	7,85,400.00	34,788.00	31,200.00	-	-	7,200.00	-
<b>Fund Transferred</b>								
To District	19,99,587.87	16,94,294.37	16,94,294.37	-	24,785.00	22,831.00	24,750.00	41,500.00
	6,71,218.00	6,71,218.00	-	-	-	-	-	-



To GP	6,71,218.00	6,71,218.00							
To Block									
To Others (Specify)									
<b>Closing Balances</b>									
Cash in Hand	5,40,410.79	4,32,932.88	2,572.00	3,465.00	134.00	14,272.50	1,790.74	10,073.00	
Cash at Bank	5,40,410.79	4,32,932.88	2,572.00	3,465.00	134.00	14,272.50	1,790.74	10,073.00	
Balance at Post Office									
Imprest Advance									
Total	55,76,46,896.58	35,92,577.25	4,23,74,923.00	2,78,87,665.00	1,88,24,170.00	2,52,39,343.50	1,78,60,400.74	4,04,60,811.92	

Cash at Bank & Post Office as per Bank St.

6,66,842.79	4,93,419.88	2,572.00	3,465.00	134.00	14,272.50	1,790.74	10,073.00
-------------	-------------	----------	----------	--------	-----------	----------	-----------

Closing Balance as per UC

5,40,410.79	4,32,932.88	2,572.00	3,465.00	134.00	14,272.50	1,790.74	10,073.00
-------------	-------------	----------	----------	--------	-----------	----------	-----------

Closing Balance as per MIS

89,85,000.00	7,81,000.00	14,000.00	16,40,000.00	6,44,000.00	2,42,000.00	1,82,000.00
--------------	-------------	-----------	--------------	-------------	-------------	-------------



23 SEP 2017

## MAYNAGURI

KHAGRABARI-I Amount (Rs.)	RAMSHAI Amount (Rs.)	DHARMAPUR Amount (Rs.)	DOMOHONI-II Amount (Rs.)	PADAMOTHI Amount (Rs.)	SAPTIBARI-II Amount (Rs.)	AMGURI Amount (Rs.)	BARNIS Amount (Rs.)	MADHABDANGA- Amount (Rs.)	SAPTIBARI-I Amount (Rs.)	PS Amount (Rs.)
31,131.00	13,322.00	3,997.80	19,110.87	16,849.50	10,620.00	6,211.00	3,000.00	40,024.00	64.00	-
31,131.00	13,322.00	3,997.80	19,110.87	16,849.50	10,620.00	6,211.00	3,000.00	40,024.00	64.00	-
3,33,17,302.00	4,14,16,000.00	3,84,92,149.00	1,16,73,000.00	3,66,15,128.00	2,48,46,275.00	3,53,80,098.00	3,77,96,936.00	1,32,25,741.00	5,23,57,734.00	3,36,838.00
81,59,022.00	4,14,16,000.00	79,63,929.00	2,44,07,064.00	2,44,07,064.00	1,34,60,529.00	77,02,984.00	1,64,08,644.00	1,07,60,095.00	3,37,25,202.00	1,80,374.00
2,51,58,280.00		3,05,28,220.00	1,16,73,000.00	1,22,08,064.00	1,13,85,746.00	2,76,77,114.00	2,13,88,292.00	24,65,646.00	1,86,32,532.00	1,56,464.00
41,369.00	85,245.00	35,865.00	49,841.00	41,305.00	67,040.00	33,944.00	31,878.00	48,291.00	54,943.00	-
41,369.00	85,245.00	35,865.00	49,841.00	41,305.00	67,040.00	33,944.00	31,878.00	48,291.00	54,943.00	-
112.00	767.00	195.00	662.00	52,025.00	1,313.00	647.00	215.00	27,372.00	52.00	-
112.00	767.00	195.00	662.00	1,160.00	1,313.00	647.00	215.00	3,433.00	52.00	-
29,43,000.00	9,15,000.00	15,93,000.00	46,92,000.00	50,865.00	18,15,000.00	57,08,000.00	1,18,14,109.00	23,939.00	98,51,072.00	-
29,43,000.00	9,15,000.00	15,93,000.00	46,92,000.00	45,86,000.00	18,15,000.00	57,08,000.00	1,18,14,109.00	1,13,15,212.00	98,51,072.00	-
3,63,32,914.00	4,24,30,334.00	4,01,25,206.80	1,64,34,613.87	4,13,11,307.50	2,67,40,248.00	4,11,28,900.00	4,96,46,138.00	2,46,56,640.00	6,22,63,865.00	3,36,838.00
3,63,32,830.00	4,24,29,738.00	4,01,24,369.00	1,64,34,472.50	4,13,05,935.00	2,67,39,174.00	4,11,27,198.00	4,96,44,965.00	2,45,92,584.00	6,22,63,731.00	3,36,838.00
3,14,89,490.00	3,94,68,000.00	3,09,95,220.00	1,15,65,000.00	2,81,20,858.00	2,15,29,236.00	3,94,40,814.00	3,07,18,137.00	2,10,02,866.00	4,63,07,200.00	2,78,090.00
22,37,577.00	7,41,000.00	25,71,225.00	9,10,000.00	21,37,090.00	21,46,528.00	14,71,284.00	12,76,607.00	11,39,550.00	94,98,349.00	58,748.00
25,33,347.00	19,24,000.00	65,13,704.00	80,000.00	1,09,43,180.00	29,85,511.00	1,76,000.00	1,76,16,301.00	23,98,537.00	64,03,257.00	-
72,416.00	98,738.00	39,220.00	38,10,000.00	48,721.00						
41,369.00	97,971.00	39,220.00	69,472.50	56,086.00	77,899.00	39,100.00	33,920.00	51,631.00	54,925.00	-
31,047.00	767.00		6,260.00	53,830.00	77,899.00	39,100.00	33,800.00	51,631.00	54,925.00	-
			63,212.50	2,256.00		39,100.00	120.00			-



84.00	596.00	837.80	141.37	5,372.50	1,074.00	1,702.00	1,173.00	64,056.00	134.00	-
84.00	596.00	837.80	141.37	5,372.50	1,074.00	1,702.00	1,173.00	64,056.00	134.00	-
3,63,32,914.00	4,24,30,334.00	4,01,25,206.80	1,64,34,613.87	4,13,11,307.50	2,67,40,248.00	4,11,28,900.00	4,96,46,138.00	2,46,56,640.00	6,22,63,865.00	3,36,838.00
-	-	-	-	-	-	-	-	-	-	-

84.00	596.00	837.80	141.37	54,093.50	18,298.00	1,702.00	1,173.00	64,056.00	134.00	-
-------	--------	--------	--------	-----------	-----------	----------	----------	-----------	--------	---

84.00	596.00	837.80	141.37	5,372.50	1,074.00	1,702.00	1,173.00	64,056.00	134.00	-
-------	--------	--------	--------	----------	----------	----------	----------	-----------	--------	---

12,42,000.00	2,06,000.00	3,68,000.00	5,10,000.00	4,95,000.00	5,68,000.00	15,40,000.00	-45,000.00	1,93,000.00	4,05,000.00	-
--------------	-------------	-------------	-------------	-------------	-------------	--------------	------------	-------------	-------------	---



23 SEP 2017




MAHATMA GANDHI NATIONAL RURAL  
EMPLOYMENT GUARANTEE FUND  
STATE: WEST BENGAL

NAGRAKATA

BLOCK NAME

Receipts	Consolidated Amount (Rs.)	Block Amount (Rs.)	PS Amount (Rs.)	ANGRAHABA-I Amount (Rs.)	ANGRAHABA-II Amount (Rs.)	CHAMPAGURI Amount (Rs.)	LUKSAN Amount (Rs.)	SULKAPARA Amount (Rs.)
<b>Opening Balances</b>	4,19,961.07	2,95,907.00	9,717.00	8,691.69	42,492.00	31,179.00	29,577.70	2,396.68
Cash in Hand	-	-	-	-	-	-	-	-
Cash at Bank	4,19,961.07	2,95,907.00	9,717.00	8,691.69	42,492.00	31,179.00	29,577.70	2,396.68
Balance at Post Office	-	-	-	-	-	-	-	-
Imprest Advance	-	-	-	-	-	-	-	-
<b>Grant in Aid / Subsidy Received</b>	23,16,73,809.00	11,43,340.00	14,46,988.00	3,53,55,745.00	4,05,23,335.00	4,81,18,034.00	3,79,58,895.00	6,71,27,472.00
E-FMS	18,04,14,067.00	11,43,340.00	14,46,988.00	2,84,50,421.00	2,06,05,902.00	4,81,18,034.00	3,29,61,796.00	4,76,87,586.00
Ne-FMS	5,12,59,742.00	-	-	69,05,324.00	1,99,17,433.00	-	49,97,099.00	1,94,39,886.00
<b>Fund Transferred</b>	10,08,499.00	4,46,325.00	-	1,43,997.00	1,87,936.00	53,882.00	70,836.00	1,05,523.00
To District	4,46,325.00	4,46,325.00	-	-	-	-	-	-
To GP	-	-	-	-	-	-	-	-
To Block	5,62,174.00	-	-	1,43,997.00	1,87,936.00	53,882.00	70,836.00	1,05,523.00
From Others (Specify)	-	-	-	-	-	-	-	-
<b>Miscellaneous Receipts</b>	11,56,482.31	9,591.00	489.00	363.31	351.00	8,43,764.00	2,87,535.00	14,389.00
Bank Interest	26,764.31	9,591.00	489.00	363.31	351.00	12,244.00	3,433.00	293.00
Other Sources	11,29,718.00	-	-	-	-	8,31,520.00	2,84,102.00	14,096.00
<b>Closing Balances</b>	8,72,10,526.00	-	-	2,38,35,381.00	2,00,70,648.00	1,06,62,000.00	33,91,040.00	2,92,51,457.00
Outstanding Sundry Expenses	8,72,10,526.00	-	-	2,38,35,381.00	2,00,70,648.00	1,06,62,000.00	33,91,040.00	2,92,51,457.00
<b>Total</b>	32,14,69,277.38	18,95,163.00	14,57,194.00	5,93,44,178.00	6,08,24,762.00	5,97,08,859.00	4,17,37,883.70	9,65,01,237.68
<b>Payments</b>	Amount (Rs.)	-	-	-	-	-	-	-
<b>Opening Balances</b>	-	-	-	-	-	-	-	-
Outstanding Sundry Expenses	-	-	-	-	-	-	-	-
<b>Expenditures (Program)</b>	32,04,75,941.82	12,39,633.00	14,53,246.00	5,93,38,913.00	6,08,22,363.50	5,95,27,148.00	4,16,19,581.32	9,64,75,057.00
Unskilled Wages	19,34,05,305.00	-	5,75,612.00	2,50,15,688.00	4,20,62,792.00	4,01,44,869.00	3,18,49,254.00	5,37,57,090.00
Skilled and semi-skilled Wages	2,46,44,093.00	-	8,71,376.00	58,71,824.00	40,99,702.00	41,97,354.00	21,51,879.00	74,51,958.00



Material	9,960,04.00				2,83,03,614.00	1,44,31,489.00	1,44,37,811.00	73,48,802.00	3,51,69,788.00
Taxes	4,77,327.00						2,67,025.00	2,10,302.00	
Administrative Expenses	22,57,712.82	12,39,633.00			1,47,787.00	2,28,380.50	4,80,089.00	59,344.32	96,221.00
Recurring	12,45,891.00	12,39,633.00							
Non-recurring	10,11,821.82				1,47,787.00	2,28,380.50	4,80,089.00	59,344.32	96,221.00



13 SEP 2016

33

<b>Fund Transferred</b>	5,62,174.00	5,62,174.00	-	-	-	-	-	-	-
To District									
To GP	5,62,174.00	5,62,174.00							
To Block									
To Others (Specify)									
<b>Closing Balances</b>									
Cash in Hand	4,31,161.56	93,356.00	3,948.00	5,265.00	2,398.50	1,81,711.00	1,18,302.38	26,180.68	
Cash at Bank	4,31,161.56	93,356.00	3,948.00	5,265.00	2,398.50	1,81,711.00	1,18,302.38	26,180.68	
Balance at Post Office									
Imprest Advance									
<b>Total</b>	32,14,69,277.38	18,95,163.00	14,57,194.00	5,93,44,178.00	6,08,24,762.00	5,97,08,859.00	4,17,37,883.70	9,65,01,237.68	

Cash at Bank & Post Office as per Bank St.

4,50,772.56	1,66,783.00	3,948.00	5,265.00	2,398.50	1,71,803.00	83,789.38	16,785.68
-------------	-------------	----------	----------	----------	-------------	-----------	-----------

Closing Balance as per UC

4,31,161.56	93,356.00	3,948.00	5,265.00	2,398.50	1,81,711.00	1,18,302.38	26,180.68
-------------	-----------	----------	----------	----------	-------------	-------------	-----------

Closing Balance as per MIS

44,13,000.00			84,000.00	3,81,000.00	34,65,000.00	1,64,000.00	3,19,000.00
--------------	--	--	-----------	-------------	--------------	-------------	-------------



23 SEP 2017

MAHATMA GANDHI NATIONAL RURAL  
EMPLOYMENT GUARANTEE FUND  
STATE: WEST BENGAL

RAJGANJ

BLOCK NAME

Receipts	Consolidated		Block	FULBARI II	SANNYASIKATA	BINNAGURI	DABGRAM-II
	Amount (Rs.)	Amount (Rs.)					
<b>Opening Balances</b>	63,988.39	4,500.18	15,079.91	-	690.00	1,946.00	
Cash in Hand	-	-	-	-	-	-	-
Cash at Bank	63,988.39	4,500.18	15,079.91	-	690.00	1,946.00	
Balance at Post Office	-	-	-	-	-	-	-
Imprest Advance	-	-	-	-	-	-	-
<b>Grant in Aid / Subsidy Received</b>	24,80,08,536.00	-	1,03,34,020.00	1,69,76,406.00	2,29,46,608.00	2,06,46,030.00	
E-FMS	18,24,82,627.00	-	24,70,268.00	-	2,29,46,608.00	2,06,46,030.00	
Ne-FMS	6,55,25,909.00	-	78,63,752.00	1,69,76,406.00	-	-	
<b>Fund Transferred</b>	22,49,163.00	16,61,264.00	13,555.00	32,620.00	29,350.00	25,410.00	
To District	5,57,059.00	5,42,963.00	-	-	-	-	
To GP	-	-	-	-	-	-	
To Block	5,73,803.00	-	13,555.00	32,620.00	29,350.00	25,410.00	
From Others (Specify)	11,18,301.00	11,18,301.00	-	-	-	-	
<b>Miscellaneous Receipts</b>	2,12,577.00	14,870.00	367.00	268.00	92.00	130.00	
Bank Interest	31,888.00	13,742.00	367.00	268.00	92.00	130.00	
Other Sources	1,80,689.00	1,128.00	-	-	-	-	
<b>Closing Balances</b>	3,14,02,425.00	-	16,00,968.00	59,52,567.00	72,03,000.00	16,98,194.00	
Outstanding Sundry Expenses	3,14,02,425.00	-	16,00,968.00	59,52,567.00	72,03,000.00	16,98,194.00	
<b>Total</b>	28,19,36,689.39	16,80,634.18	1,19,63,989.91	2,29,61,861.00	3,01,79,740.00	2,23,71,710.00	
<b>Payments</b>	Amount (Rs.)						
<b>Opening Balances</b>	-	-	-	-	-	-	
Outstanding Sundry Expenses	-	-	-	-	-	-	
<b>Expenditures (Program)</b>	28,07,30,073.00	6,62,241.00	1,19,63,193.00	2,29,61,322.00	3,01,75,066.00	2,23,69,634.00	
Unskilled Wages	24,57,68,472.00		1,02,32,319.00	1,95,13,280.00	2,64,11,304.00	1,91,31,779.00	
Skilled and semi-skilled Wages	1,23,25,881.00		5,73,232.00	16,01,693.00	8,66,704.00	6,64,404.00	
Material	2,11,20,950.00		11,29,437.00	18,14,000.00	28,71,600.00	25,48,041.00	



Taxes	2,25,000.00								
Administrative Expenses	12,89,770.00	6,62,241.00	28,205.00	32,349.00	25,458.00	25,410.00			
Recurring	8,44,091.00	6,62,092.00	13,555.00	32,349.00	25,458.00	25,410.00			
Non-recurring	4,45,679.00	149.00	14,650.00	-	-	-			
<b>Fund Transferred</b>	<b>5,73,803.00</b>	<b>5,73,803.00</b>	-	-	-	-			
To District	-								
To GP	5,73,803.00	5,73,803.00							
To Block	-								
To Others (Specify)	-								
<b>Closing Balances</b>	<b>6,32,813.39</b>	<b>4,44,590.18</b>	<b>796.91</b>	<b>539.00</b>	<b>4,674.00</b>	<b>2,076.00</b>			
Cash in Hand	-								
Cash at Bank	6,32,813.39	4,44,590.18	796.91	539.00	4,674.00	2,076.00			
Balance at Post Office	-								
Imprest Advance	-								
Total	28,19,36,689.39	16,80,634.18	1,19,63,989.91	2,29,61,861.00	3,01,79,740.00	2,23,71,710.00			

Cash at Bank & Post Office as per Bank St.

6,27,866.89	4,44,590.18	796.91	539.00	4,674.00	2,076.00
-------------	-------------	--------	--------	----------	----------

Closing Balance as per UC

6,27,866.89	4,44,590.18	796.91	539.00	4,674.00	2,076.00
-------------	-------------	--------	--------	----------	----------

Closing Balance as per MIS

-	-	-	-	-	-
---	---	---	---	---	---



23 SEP 2017

MAHATMA GANDHI NATIONAL RURAL  
EMPLOYMENT GUARANTEE FUND  
STATE: WEST BENGAL

BLOCK NAME RAJGANJ

Receipts	SUKHANI Amount (Rs.)	PANIKOURI Amount (Rs.)	KUKURIAN Amount (Rs.)	DABGRAM-I Amount (Rs.)	SIKARPUR Amount (Rs.)	MAJHALI Amount (Rs.)	MANTADARI Amount (Rs.)	FULBARI-I Amount (Rs.)
<b>Opening Balances</b>	2,045.50	419.00	906.00	-	453.90	0.40	2,899.00	35,048.50
Cash in Hand	-	-	-	-	-	-	-	-
Cash at Bank	2,045.50	419.00	906.00	-	453.90	0.40	2,899.00	35,048.50
Balance at Post Office	-	-	-	-	-	-	-	-
Imprest Advance	-	-	-	-	-	-	-	-
<b>Grant in Aid / Subsidy Received</b>								
E-FMS	2,31,39,132.00	2,58,79,283.00	1,79,16,248.00	81,09,976.00	3,11,10,664.00	2,49,69,530.00	2,57,08,481.00	2,02,72,158.00
Ne-FMS	1,02,24,728.00	1,32,20,688.00	1,79,16,248.00	42,07,984.00	3,11,10,664.00	1,37,58,770.00	2,57,08,481.00	2,02,72,158.00
	1,29,14,404.00	1,26,58,595.00		39,01,992.00		1,12,10,760.00		
<b>Fund Transferred</b>	81,349.00	66,992.00	45,314.00	-	1,51,918.00	39,096.00	72,295.00	30,000.00
To District	-	-	-	-	-	14,096.00	-	-
To GP	-	-	-	-	-	-	-	-
To Block	81,349.00	66,992.00	45,314.00	-	1,51,918.00	25,000.00	72,295.00	30,000.00
From Others (Specify)								
<b>Miscellaneous Receipts</b>	15,795.00	761.00	83.00	-	485.00	1,68,421.00	10,315.00	990.00
Bank Interest	1,699.00	761.00	83.00	-	485.00	13,104.00	167.00	990.00
Other Sources	14,096.00					1,55,317.00	10,148.00	
<b>Closing Balances</b>	5,84,000.00	1,20,000.00	5,15,000.00	50,87,000.00	39,45,578.00	9,44,376.00	28,05,166.00	9,46,576.00
Outstanding Sundry Expenses	5,84,000.00	1,20,000.00	5,15,000.00	50,87,000.00	39,45,578.00	9,44,376.00	28,05,166.00	9,46,576.00
<b>Total</b>	2,38,22,321.50	2,60,67,455.00	1,84,77,551.00	1,31,96,976.00	3,52,09,098.90	2,61,21,423.40	2,85,99,156.00	2,12,84,772.50
<b>Payments</b>								
<b>Opening Balances</b>								
Outstanding Sundry Expenses								
<b>Expenditures (Program)</b>	2,38,07,795.00	2,60,65,839.00	1,84,76,562.00	1,31,96,976.00	3,52,07,866.00	2,59,65,173.00	2,85,98,580.00	2,12,79,826.00
Unskilled Wages	2,26,27,616.00	2,37,63,283.00	1,76,58,372.00	80,21,736.00	3,00,95,662.00	2,41,66,456.00	2,45,41,634.00	1,96,05,031.00
Skilled and semi-skilled Wages	10,87,516.00	9,25,000.00	4,65,351.00	1,38,240.00	19,66,144.00	10,02,381.00	17,47,513.00	12,87,703.00
Material	8,000.00	12,87,000.00	2,87,525.00	48,36,000.00	29,93,936.00	7,45,069.00	22,24,500.00	3,75,842.00



Taxes		24,000.00		2,013.00					
Administrative Expenses	84,663.00	66,556.00	65,314.00	-	1,52,124.00	51,267.00	84,933.00		11,250.00
Recurring	84,663.00					564.00			
Non-recurring		66,556.00	65,314.00	-	1,52,124.00	50,703.00	84,933.00		11,250.00
<b>Fund Transferred</b>									
To District									
To GP									
To Block									
To Others (Specify)									
<b>Closing Balances</b>									
Cash in Hand	14,526.50	1,616.00	989.00	-	1,232.90	1,56,250.40	576.00		4,946.50
Cash at Bank	14,526.50	1,616.00	989.00	-	1,232.90	1,56,250.40	576.00		4,946.50
Balance at Post Office									
Imprest Advance									
Total	2,38,22,321.50	2,60,67,455.00	1,84,77,551.00	1,31,96,976.00	3,52,09,098.90	2,61,21,423.40	2,85,99,156.00		2,12,84,772.50

Cash at Bank & Post Office as per Bank St.

14,526.50	1,616.00	989.00	-	1,232.90	1,56,250.40	576.00			
-----------	----------	--------	---	----------	-------------	--------	--	--	--

Closing Balance as per UC

14,526.50	1,616.00	989.00	-	1,232.90	1,56,250.40	576.00			
-----------	----------	--------	---	----------	-------------	--------	--	--	--

Closing Balance as per MIS

-	-	-	-	-	-	-	-	-	-
---	---	---	---	---	---	---	---	---	---



23 SEP 2017


MAHATMA GANDHI NATIONAL RURAL  
EMPLOYMENT GUARANTEE FUND  
STATE: WEST BENGAL

BLOCK NAME

SADAR

SADAR

Receipts	Consolidated		Block	KHARIJA BERUBARI 1		BELAKOBA		KHARIJA BERUBARI 2		GARALBARI		ARABINDA	
	Amount (Rs.)	Amount (Rs.)		Amount (Rs.)	Amount (Rs.)	Amount (Rs.)	Amount (Rs.)	Amount (Rs.)	Amount (Rs.)	Amount (Rs.)	Amount (Rs.)	Amount (Rs.)	Amount (Rs.)
<b>Opening Balances</b>	<b>79,810.69</b>	<b>41.00</b>	<b>10,860.15</b>	<b>6,974.00</b>	<b>15,971.96</b>	<b>-</b>	<b>2,530.97</b>	<b>-</b>	<b>-</b>	<b>-</b>	<b>-</b>	<b>-</b>	<b>2,530.97</b>
Cash in Hand	1.69	-	-	-	-	-	0.97	-	-	-	-	-	0.97
Cash at Bank	79,809.00	41.00	10,860.15	6,974.00	15,971.96	-	2,530.00	-	-	-	-	-	2,530.00
Balance at Post Office	-	-	-	-	-	-	-	-	-	-	-	-	-
Imprest Advance	-	-	-	-	-	-	-	-	-	-	-	-	-
<b>Grant in Aid / Subsidy Received</b>	<b>37,97,35,775.50</b>	<b>4,11,30,480.00</b>	<b>34,53,478.00</b>	<b>3,26,18,675.50</b>	<b>2,71,54,259.00</b>	<b>2,23,55,248.00</b>	<b>1,54,93,657.00</b>	<b>27,02,10,865.50</b>	<b>4,11,30,480.00</b>	<b>2,71,54,259.00</b>	<b>10,43,583.00</b>	<b>2,98,327.00</b>	<b>2,98,327.00</b>
E-FMS	27,02,10,865.50	4,11,30,480.00	34,53,478.00	3,26,18,675.50	2,71,54,259.00	2,23,55,248.00	1,54,93,657.00	2,71,54,259.00	4,11,30,480.00	2,71,54,259.00	10,43,583.00	2,98,327.00	2,98,327.00
Ne-FMS	10,95,24,910.00	-	-	-	-	-	-	-	-	-	-	-	-
<b>Fund Transferred</b>	<b>24,63,107.00</b>	<b>2,30,277.00</b>	<b>8,55,840.00</b>	<b>1,54,576.00</b>	<b>1,51,561.00</b>	<b>-</b>	<b>35,847.00</b>	<b>24,63,107.00</b>	<b>2,30,277.00</b>	<b>1,51,561.00</b>	<b>-</b>	<b>-</b>	<b>35,847.00</b>
To District	8,55,840.00	-	8,55,840.00	1,54,576.00	1,51,561.00	-	35,847.00	24,63,107.00	2,30,277.00	1,51,561.00	-	-	35,847.00
To GP	-	-	-	-	-	-	-	-	-	-	-	-	-
To Block	16,07,267.00	-	-	1,54,576.00	1,51,561.00	-	-	16,07,267.00	2,30,277.00	1,51,561.00	-	-	-
From Others (Specify)	-	-	-	-	-	-	-	-	-	-	-	-	-
<b>Miscellaneous Receipts</b>	<b>47,330.00</b>	<b>1,660.00</b>	<b>40,048.00</b>	<b>619.00</b>	<b>725.00</b>	<b>31.00</b>	<b>190.00</b>	<b>47,330.00</b>	<b>1,660.00</b>	<b>725.00</b>	<b>31.00</b>	<b>190.00</b>	<b>190.00</b>
Bank Interest	47,330.00	1,660.00	40,048.00	619.00	725.00	31.00	190.00	47,330.00	1,660.00	725.00	31.00	190.00	190.00
Other Sources	-	-	-	-	-	-	-	-	-	-	-	-	-
<b>Closing Balances</b>	<b>-</b>	<b>-</b>	<b>-</b>	<b>-</b>	<b>-</b>	<b>-</b>	<b>-</b>	<b>-</b>	<b>-</b>	<b>-</b>	<b>-</b>	<b>-</b>	<b>-</b>
Outstanding Sundry Expenses	-	-	-	-	-	-	-	-	-	-	-	-	-
<b>Total</b>	<b>38,23,26,023.19</b>	<b>4,13,62,458.00</b>	<b>43,60,226.15</b>	<b>3,27,80,844.50</b>	<b>2,73,22,516.96</b>	<b>2,23,55,279.00</b>	<b>1,55,29,524.93</b>	<b>38,23,26,023.19</b>	<b>4,13,62,458.00</b>	<b>2,73,22,516.96</b>	<b>2,23,55,279.00</b>	<b>1,55,29,524.93</b>	<b>1,55,29,524.93</b>
<b>Payments</b>	<b>Amount (Rs.)</b>												
<b>Opening Balances</b>	<b>-</b>	<b>-</b>	<b>-</b>	<b>-</b>	<b>-</b>	<b>-</b>	<b>-</b>	<b>-</b>	<b>-</b>	<b>-</b>	<b>-</b>	<b>-</b>	<b>-</b>
Outstanding Sundry Expenses	-	-	-	-	-	-	-	-	-	-	-	-	-
<b>Expenditures (Program)</b>	<b>37,90,63,076.73</b>	<b>4,13,60,757.00</b>	<b>11,91,520.00</b>	<b>3,27,80,340.50</b>	<b>2,73,22,107.50</b>	<b>2,23,55,248.00</b>	<b>1,55,29,524.93</b>	<b>37,90,63,076.73</b>	<b>4,13,60,757.00</b>	<b>2,73,22,107.50</b>	<b>2,23,55,248.00</b>	<b>1,55,29,524.93</b>	<b>1,55,29,524.93</b>



23 SEP 2017

39



Unskilled Wages	32,17,83,338.00	-	3,85,57,240.00	3,07,10,369.00	2,51,64,447.00	2,13,11,665.00	1,51,95,330.00
Skilled and semi-skilled Wages	2,62,53,234.00	-	17,54,970.00	16,98,001.00	15,51,899.00	7,35,903.00	2,54,577.00
Material	2,82,45,725.50	-	8,18,270.00	2,10,305.50	4,37,913.00	3,07,680.00	43,750.00
Taxes	-	-	-	-	-	-	-
Administrative Expenses	27,80,779.23	11,91,520.00	2,30,277.00	1,61,665.00	1,67,848.50	-	35,867.93
Recurring	25,17,612.60	11,61,536.00	2,30,277.00	1,61,262.00	1,67,848.50	-	-
Non-recurring	2,63,166.63	29,984.00	-	403.00	-	-	35,867.93
<b>Fund Transferred</b>	16,07,267.00	16,07,267.00	-	-	-	-	-
To District	-	-	-	-	-	-	-
To GP	16,07,267.00	16,07,267.00	-	-	-	-	-
To Block	-	-	-	-	-	-	-
To Others (Specify)	-	-	-	-	-	-	-
<b>Closing Balances</b>	16,55,679.46	15,61,439.15	1,701.00	504.00	409.46	31.00	2,700.04
Cash in Hand	1.69	-	-	-	-	-	0.97
Cash at Bank	16,55,677.77	15,61,439.15	1,701.00	504.00	409.46	31.00	2,699.07
Balance at Post Office	-	-	-	-	-	-	-
Imprest Advance	-	-	-	-	-	-	-
<b>Total</b>	38,23,26,023.19	43,60,226.15	4,13,62,458.00	3,27,80,844.50	2,73,22,516.96	2,23,55,279.00	1,55,32,224.97

Cash at Bank & Post Office as per Bank Statement

16,78,859.99	15,83,939.15	1,701.00	504.00	409.46	31.00	2,699.07
--------------	--------------	----------	--------	--------	-------	----------

Closing Balance as per UC

16,55,677.77	15,61,439.15	1,701.00	504.00	409.46	31.00	2,699.07
--------------	--------------	----------	--------	--------	-------	----------


Closing Balance as per MIS

60,02,000.00	13,86,000.00	96,000.00	90,000.00	10,13,000.00	4,18,000.00
--------------	--------------	-----------	-----------	--------------	-------------



23 SEP 2017

PATKATA	NAGAR BERUBARI	MANDALGHAT	PAHARPUR	BOLAMARI	BAROPATIA	KHARIA	BAHADUR	South berubari	PS
Amount (Rs.)	Amount (Rs.)	Amount (Rs.)	Amount (Rs.)	Amount (Rs.)	Amount (Rs.)	Amount (Rs.)	Amount (Rs.)	Amount (Rs.)	Amount (Rs.)
-	3,625.00	-	0.50	-	1,814.39	-	-	1,309.72	36,683.00
-	-	-	-	-	-	-	-	0.72	-
-	3,625.00	-	0.50	-	1,814.39	-	-	1,309.00	36,683.00
-	-	-	-	-	-	-	-	-	-
2,30,66,311.00	1,52,41,604.00	2,48,66,000.00	1,95,16,662.00	3,28,99,000.00	5,51,21,235.00	1,90,21,774.00	1,94,87,159.00	2,76,72,829.00	6,37,404.00
2,30,66,311.00	1,52,41,604.00	2,48,66,000.00	1,95,16,662.00	-	5,51,21,235.00	1,90,21,774.00	1,94,87,159.00	2,58,61,829.00	6,37,404.00
48,437.00	1,02,062.00	1,13,545.00	13,090.00	1,68,913.00	2,89,026.00	64,687.00	39,296.00	18,11,000.00	-
-	-	-	-	-	-	-	-	1,95,950.00	-
-	-	-	-	-	-	-	-	-	-
48,437.00	1,02,062.00	1,13,545.00	13,090.00	1,68,913.00	2,89,026.00	64,687.00	39,296.00	1,95,950.00	-
-	-	-	-	-	-	-	-	-	-
-	-	-	-	-	-	-	-	-	-
-	-	-	-	-	-	-	-	-	-
2,31,14,748.00	1,53,48,271.00	2,49,79,642.00	1,95,29,890.50	3,30,68,851.00	5,54,13,390.39	1,90,86,517.00	1,95,26,780.00	2,78,70,296.72	6,74,087.00
-	-	-	-	-	-	-	-	-	-
-	-	-	-	-	-	-	-	-	-
-	-	-	-	-	-	-	-	-	-
2,31,14,273.60	1,53,04,995.50	2,49,79,290.66	1,95,29,752.00	3,30,65,469.01	5,53,78,757.05	1,90,86,517.00	1,95,25,913.98	2,78,69,049.00	6,69,561.00



2,12,34,610.00	1,52,41,604.00	2,36,49,000.00	1,89,84,320.00	3,05,25,000.00	4,50,74,534.00	1,69,82,821.00	1,87,80,218.00	-	3,72,180.00
6,20,919.00	-	5,44,000.00	2,54,286.00	16,00,000.00	33,26,503.00	9,27,923.00	5,87,541.00	1,23,44,000.00	52,712.00
12,10,782.00	-	6,73,000.00	2,78,056.00	7,74,000.00	67,20,198.00	11,11,030.00	1,19,400.00	1,53,28,829.00	2,12,512.00
47,962.60	63,391.50	1,13,290.66	13,090.00	1,66,469.01	2,57,522.05	64,743.00	38,754.98	1,96,220.00	32,157.00
30,622.60	63,391.50	68,127.00	13,090.00	99,880.00	2,57,215.00	64,743.00	3,400.00	1,96,220.00	-
17,340.00	-	45,163.66	-	66,589.01	307.05	-	35,354.98	-	32,157.00
-	-	-	-	-	-	-	-	-	-
-	-	-	-	-	-	-	-	-	-
-	-	-	-	-	-	-	-	-	-
-	-	-	-	-	-	-	-	-	-
474.40	43,275.50	351.34	138.50	3,381.99	34,633.34	-	866.02	1,247.72	4,526.00
-	-	-	-	-	-	-	-	0.72	-
474.40	43,275.50	351.34	138.50	3,381.99	34,633.34	-	866.02	1,247.00	4,526.00
-	-	-	-	-	-	-	-	-	-
-	-	-	-	-	-	-	-	-	-
2,31,14,748.00	1,53,48,271.00	2,49,79,642.00	1,95,29,890.50	3,30,68,851.00	5,54,13,390.39	1,90,86,517.00	1,95,26,780.00	2,78,70,296.72	6,74,087.00
-	-	-	-	-	-	-	-	-	-
-	-	-	-	-	-	-	-	-	-
474.40	43,275.50	351.34	138.50	3,381.99	35,315.56	-	866.02	1,247.00	4,526.00
474.40	43,275.50	351.34	138.50	3,381.99	34,633.34	-	866.02	1,247.00	4,526.00
2,16,000.00	3,59,000.00	3,41,000.00	4,44,000.00	2,44,000.00	1,67,000.00	4,55,000.00	6,66,000.00	1,07,000.00	-



23 SEP 2017.

2